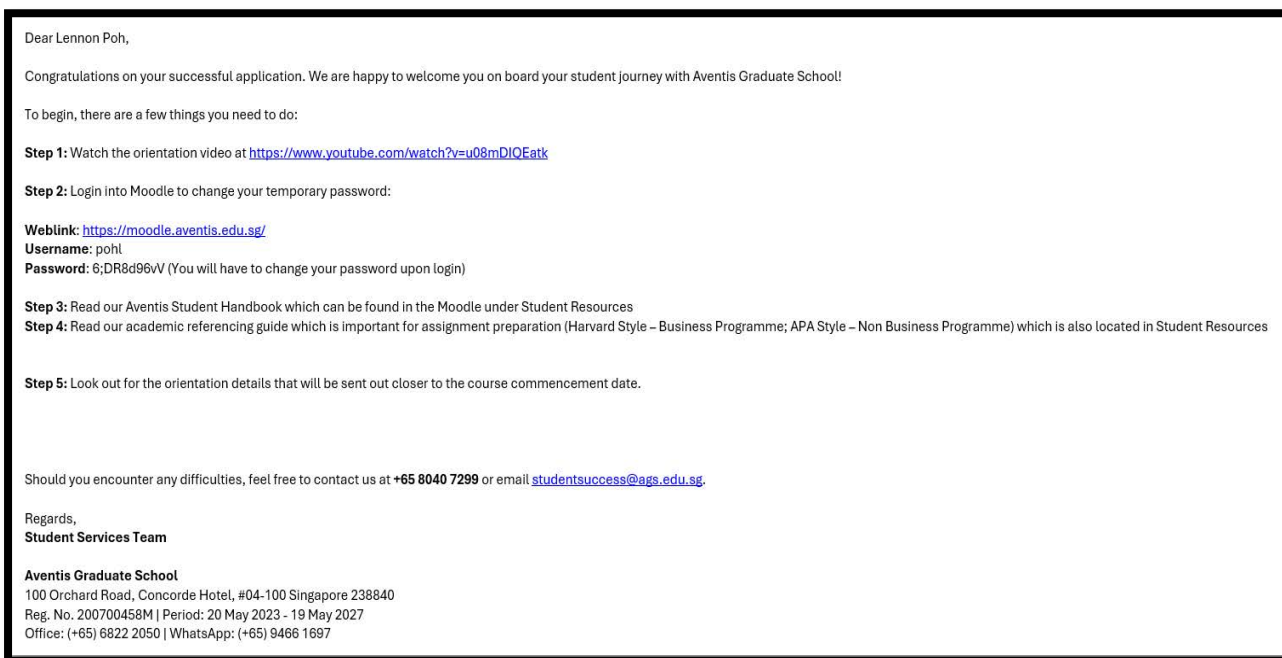


## **Table of Content**

<b>S/N</b>	<b>Title</b>	<b>Page Number</b>
1	Logging in to your Moodle Student Account	2
2	Accessing the Learning Materials	4
3	Submitting of Assignment(s)	6
4	Viewing of Assignment Grade and Lecturer's Comments	14
5	Student Services Contact Details	16

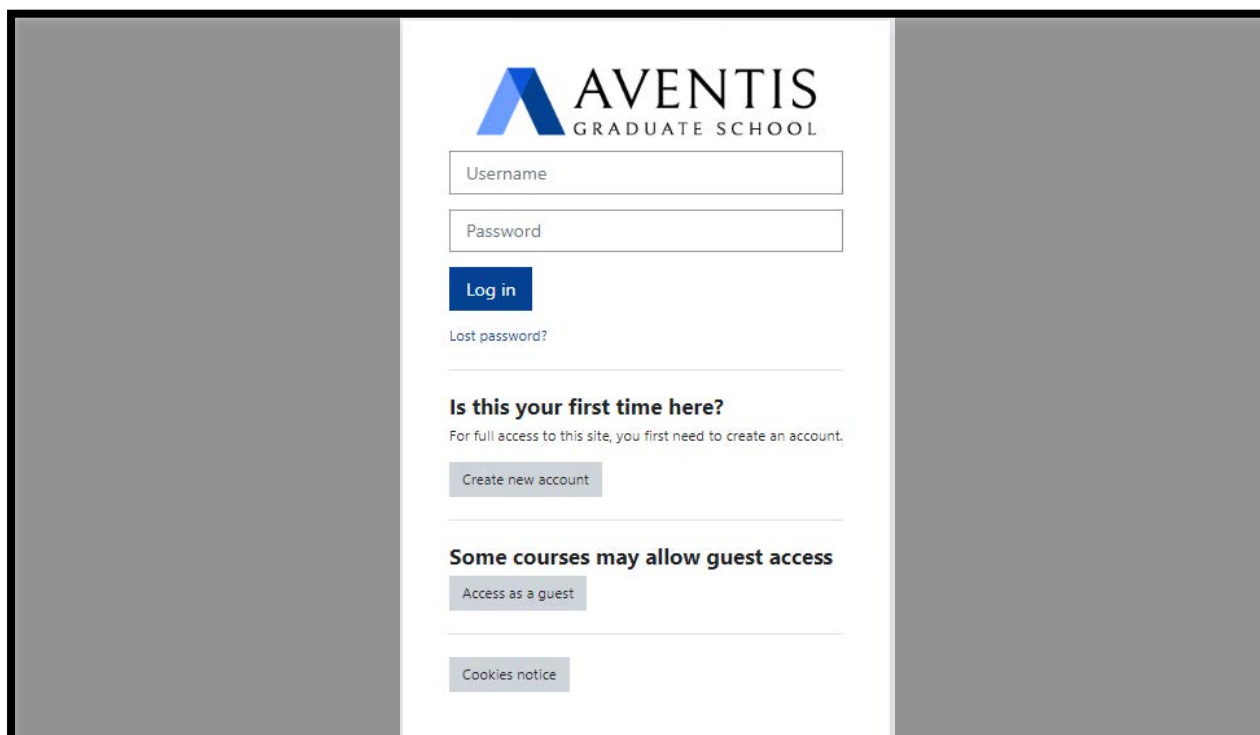
## Logging in to your Moodle Student Account

**Step 1:** Look for the email from Aventis and click on the weblink: <https://moodle.aventis.edu.sg/>. Refer to Picture A.



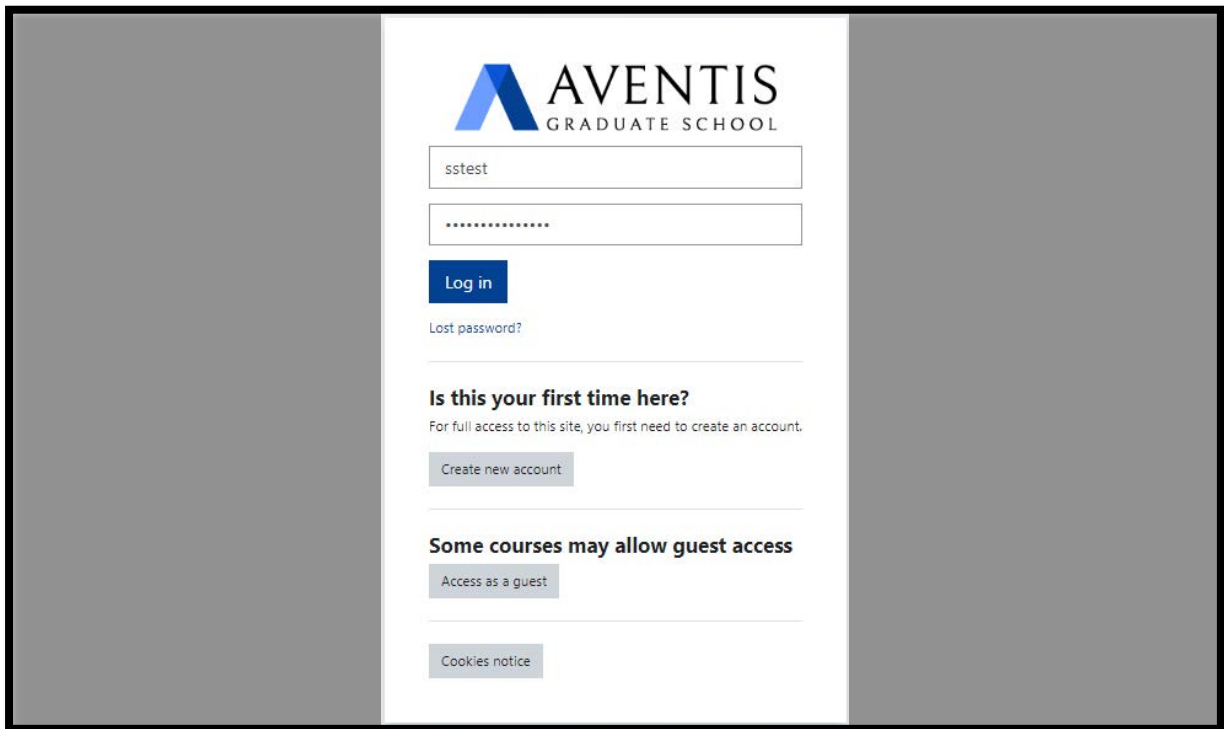
(Picture A)

**Step 2:** On the Moodle page, you will be directed to the login page. Refer to Picture B.



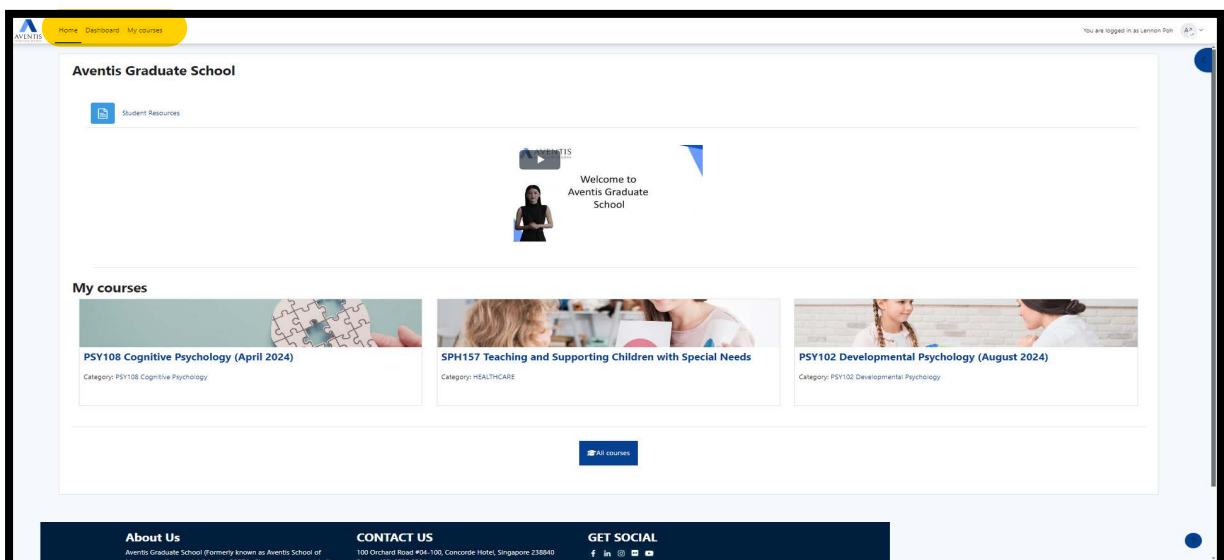
(Picture B)

**Step 3:** Enter your username and password (this can be found in email from Aventis). Click 'Log In'. Refer to Picture C.



(Picture C)

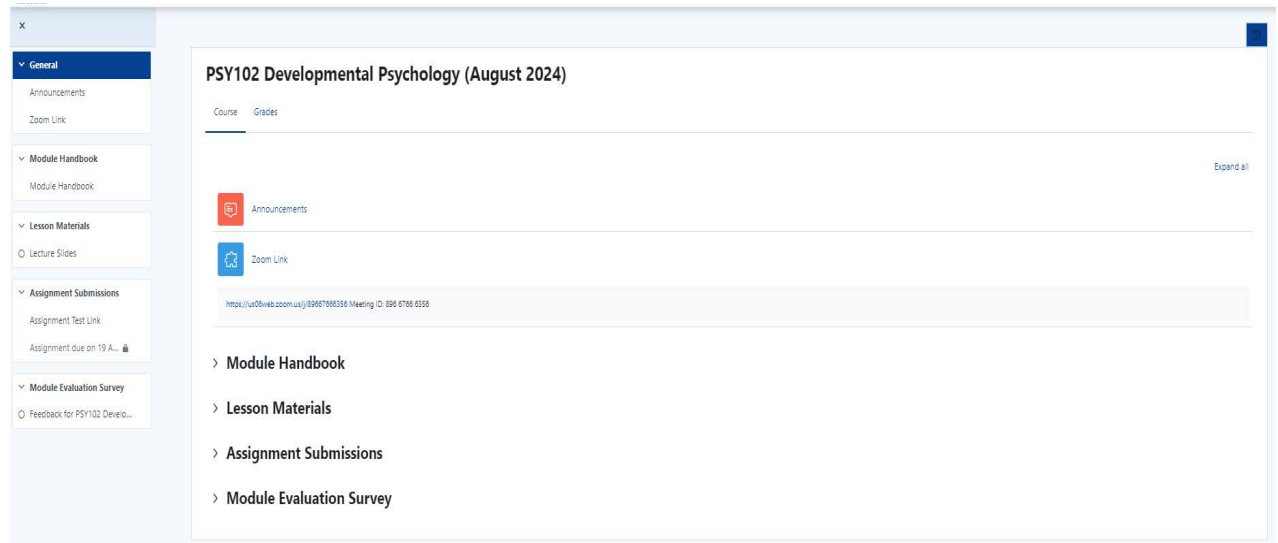
**Step 4:** The main page will show you your course overview. You can access the calendar and all registered modules in the navigation bar. Refer to Picture D.



(Picture D)

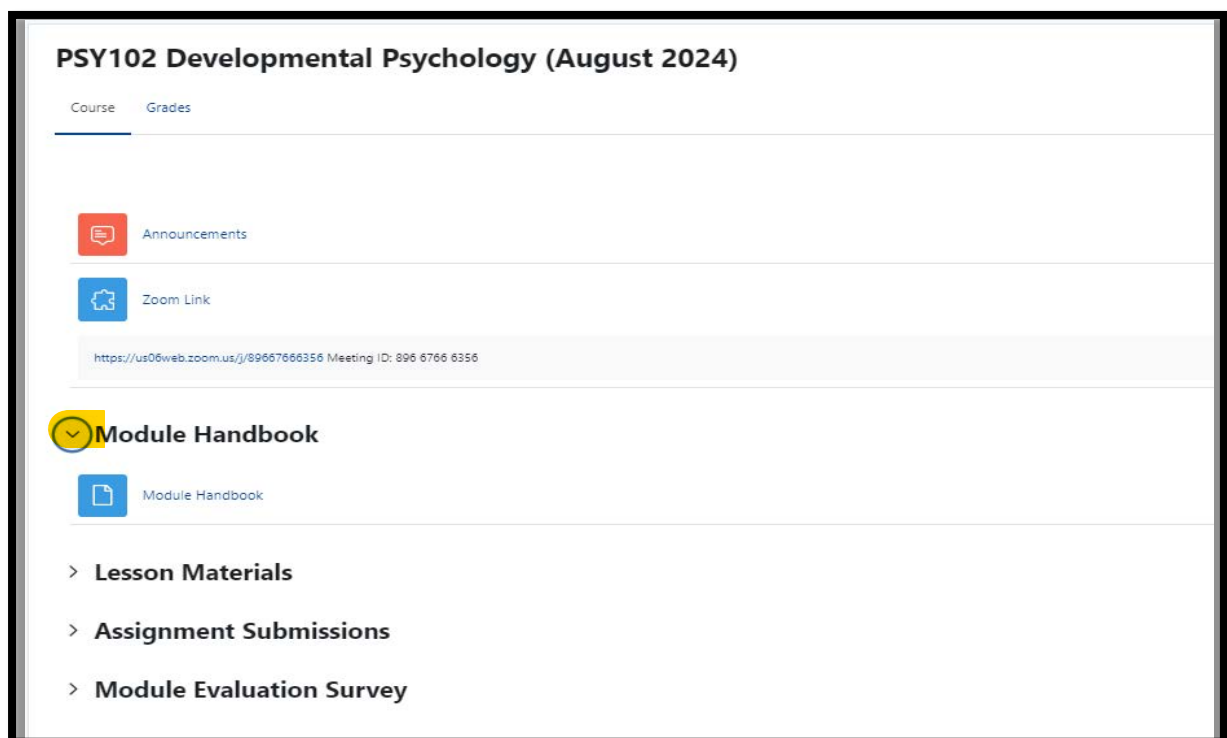
## Accessing the Learning Materials

**Step 1:** On the main page, click on the module name. The next page will show the General Announcement, Module Handbook, Lecture Slides, and Assignment Submission Link. Refer to Picture E.



(Picture E)

**Step 2:** Click on the respective drop down buttons (refer to highlighted text) for each section. Refer to Picture F.



(Picture F)

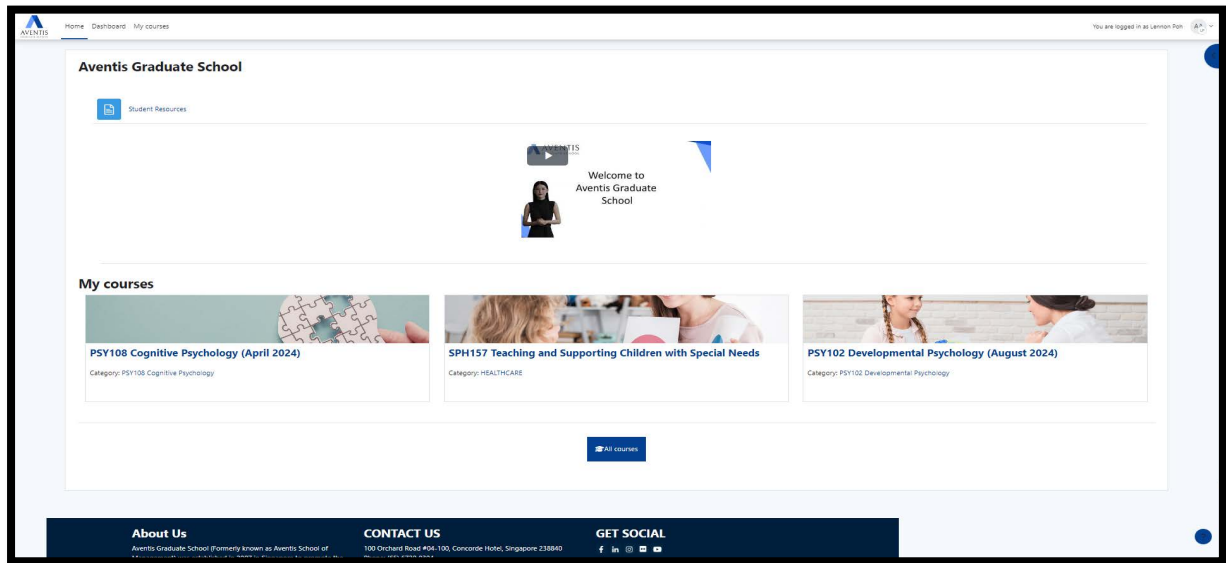
**Step 3:** Download the lecture slide to your intended location on your device accordingly based on your respective internet browser download function. Refer to Picture G.



(Picture G)

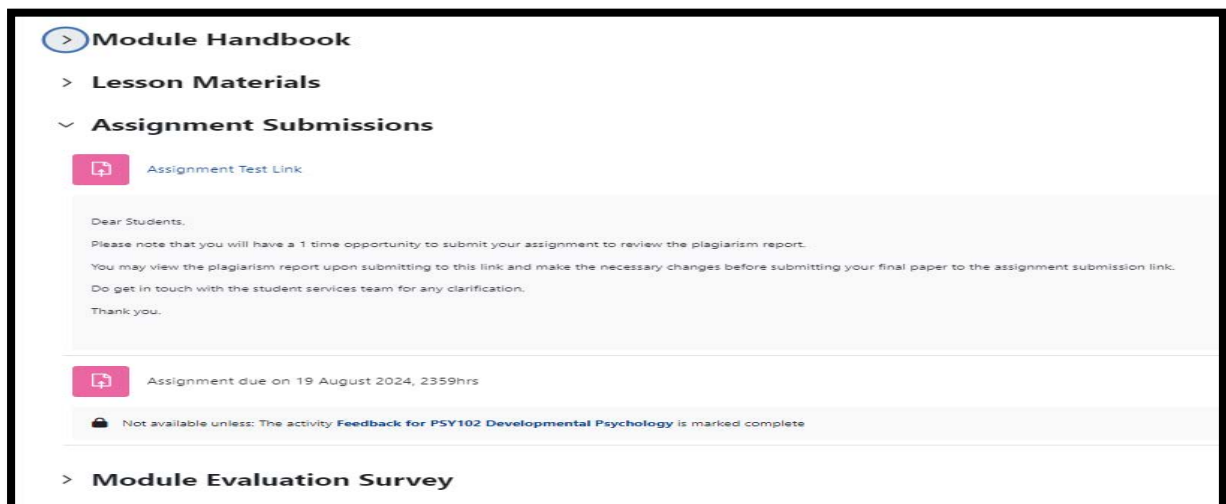
## Submitting of Assignment(s)

**Step 1:** On the main page, click on the respective module. Refer to Picture H.



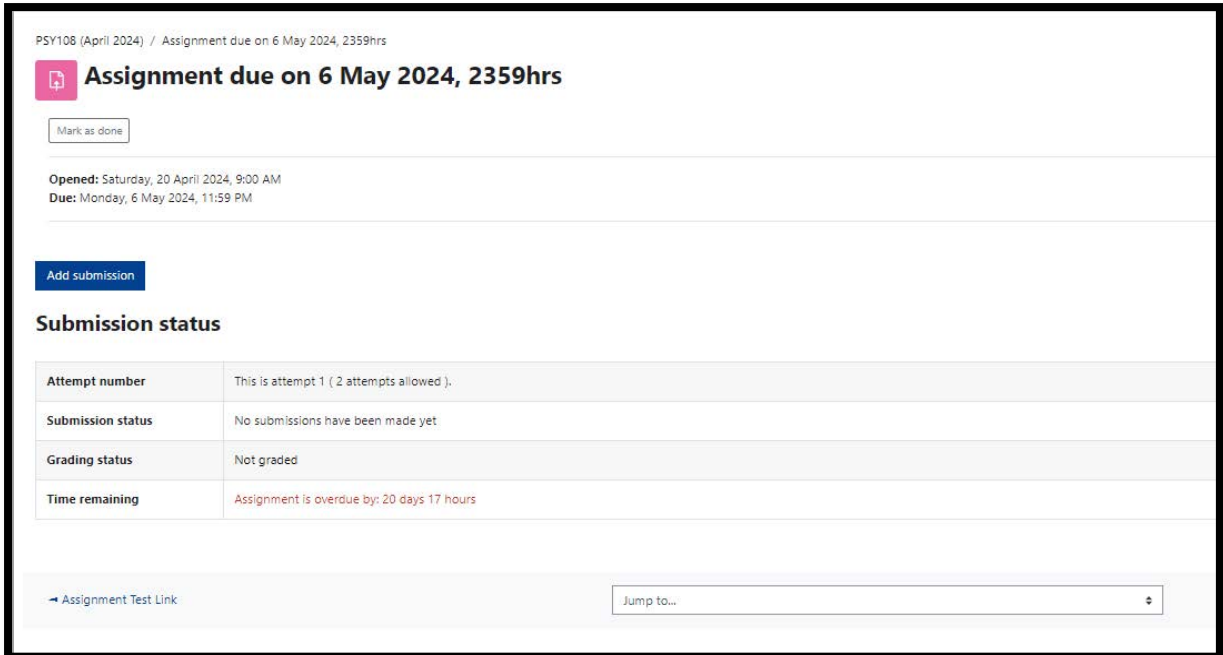
(Refer to Picture H)

**Step 2:** Click on the Assignment Submission drop down to locate the assignment submission link. Click on the assignment due date folder. Refer to Picture I.



(Picture I)

**Step 3:** Click on 'Add submission'. Refer J.



PSY108 (April 2024) / Assignment due on 6 May 2024, 2359hrs

**Assignment due on 6 May 2024, 2359hrs**

Mark as done

Opened: Saturday, 20 April 2024, 9:00 AM  
 Due: Monday, 6 May 2024, 11:59 PM

**Add submission**

**Submission status**

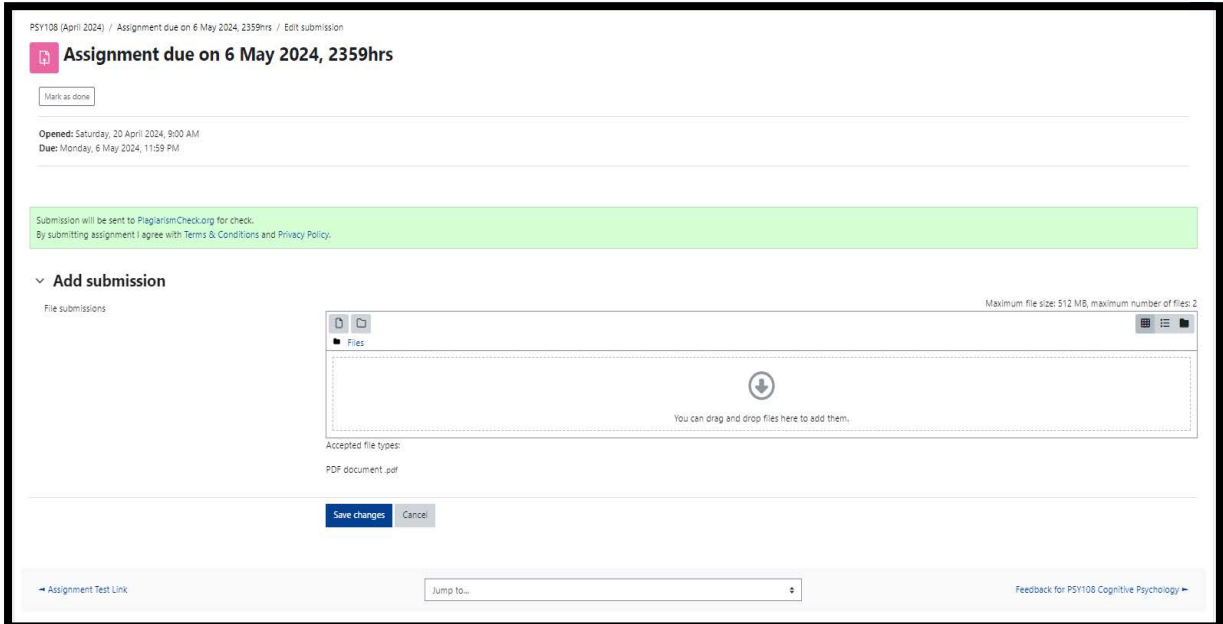
Attempt number	This is attempt 1 ( 2 attempts allowed ).
Submission status	No submissions have been made yet
Grading status	Not graded
Time remaining	Assignment is overdue by: 20 days 17 hours

← Assignment Test Link

Jump to...

(Picture J)

**Step 4:** Drag and drop your assignment file in PDF format into 'File Submission' box. Refer to Picture K.



PSY108 (April 2024) / Assignment due on 6 May 2024, 2359hrs / Edit submission

**Assignment due on 6 May 2024, 2359hrs**

Mark as done

Opened: Saturday, 20 April 2024, 9:00 AM  
 Due: Monday, 6 May 2024, 11:59 PM

Submission will be sent to PlagiarismCheck.org for check.  
 By submitting assignment I agree with Terms & Conditions and Privacy Policy.

▼ **Add submission**

File submissions

Maximum file size: 512 MB, maximum number of files: 2

Files

You can drag and drop files here to add them.

Accepted file types:  
 PDF document .pdf

**Save changes** **Cancel**

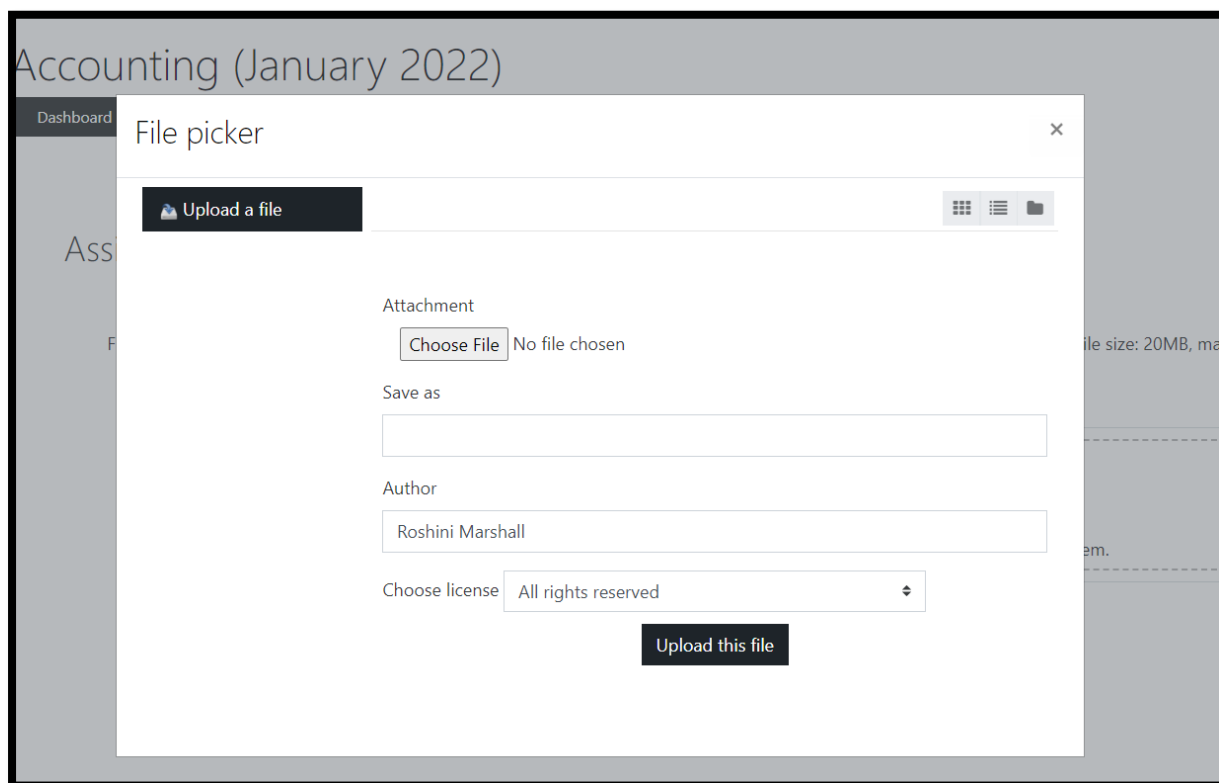
← Assignment Test Link

Jump to...

Feedback for PSY108 Cognitive Psychology →

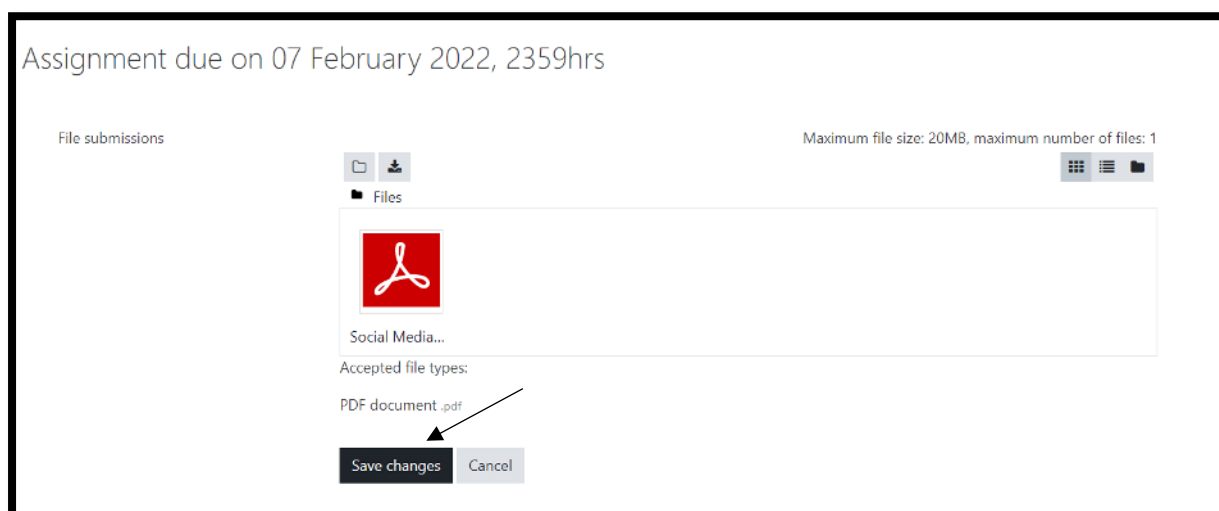
(Picture K)

**Step 5:** Alternatively, you can click on the 'File Submission' box. Click 'Choose File' and select your assignment file in PDF format. Click 'Upload this file'. Refer to Picture L.



(Picture L)

**Step 6:** Click 'Save changes'. Refer to Picture M.



(Picture M)

**Step 7:** The submission status will reflect as a draft submission. Refer to Picture N.



**\*\*Please note that your assignment submission is still not completed at this point.**

Assignment due on 07 February 2022, 2359hrs

Submission status

Attempt number	This is attempt 1 ( 2 attempts allowed ).
Submission status	Draft (not submitted)
Grading status	Not graded
Due date	Monday, 7 February 2022, 11:59 PM
Time remaining	21 days 7 hours


(Picture N)

**Step 8:** If you have uploaded the wrong document and want to re-upload the correct file, click on 'Edit submission'. Refer to Picture O.

**\*\*Note that this function is only available if have not confirmed the submission of your assignment.**

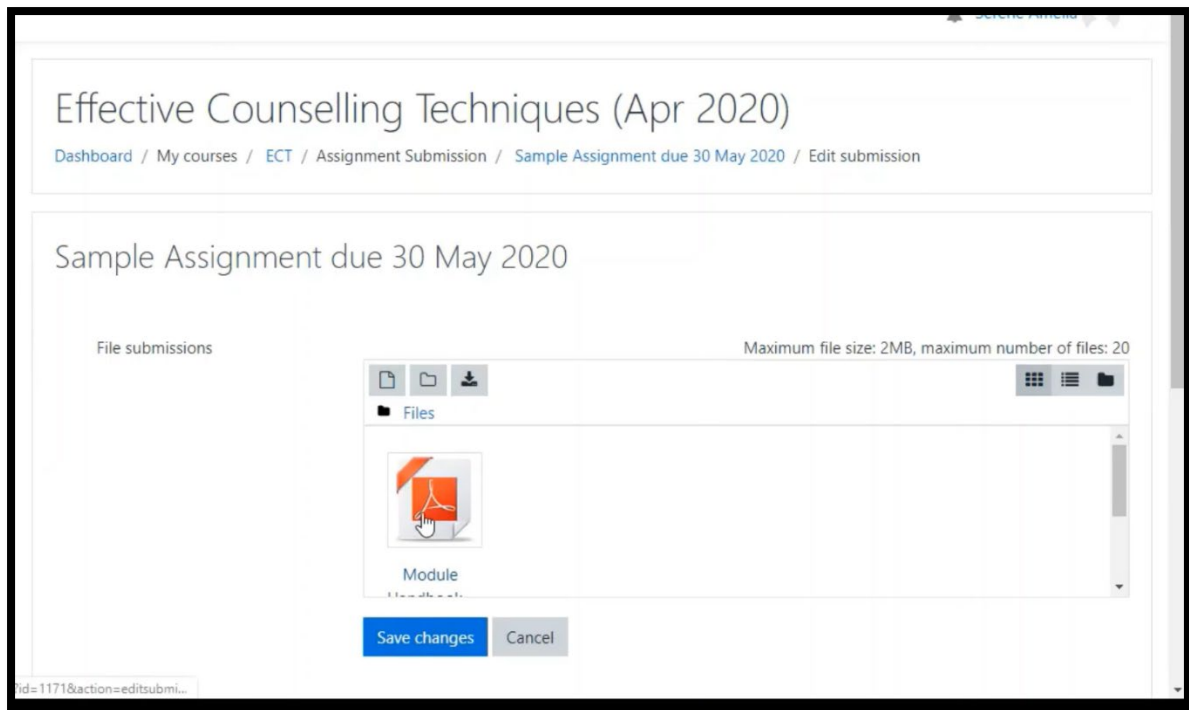
Assignment due on 07 February 2022, 2359hrs

Submission status

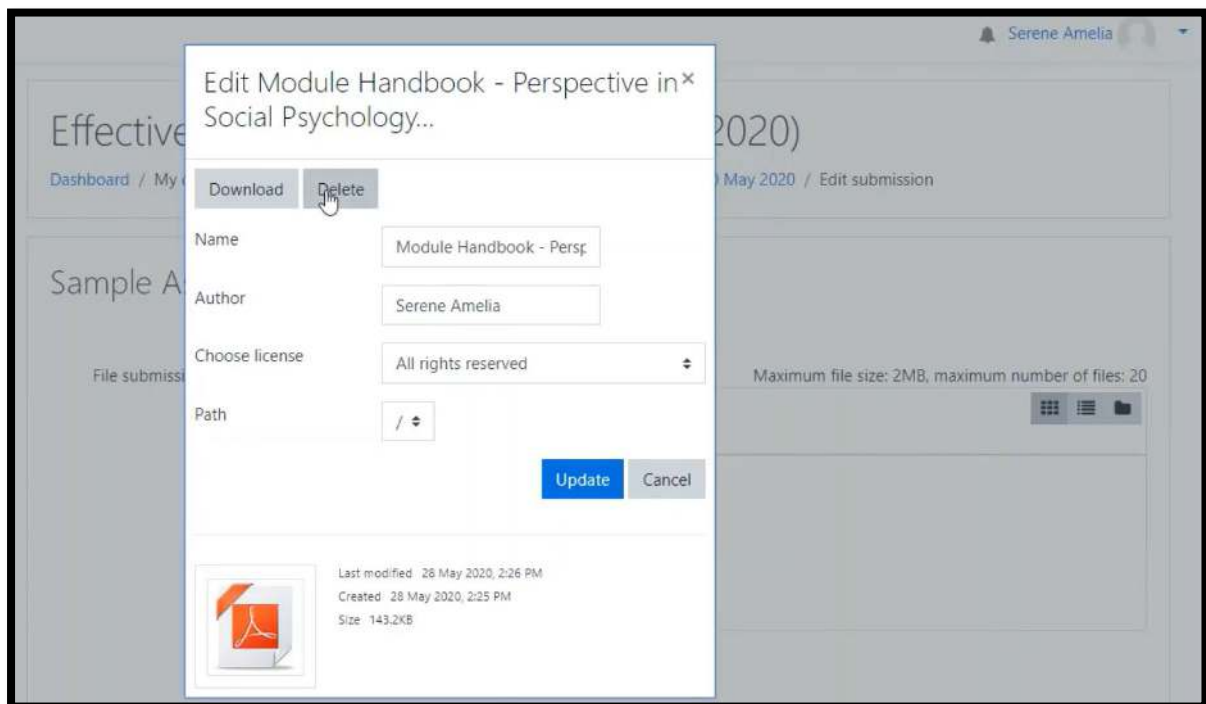
Attempt number	This is attempt 1 ( 2 attempts allowed ).
Submission status	Draft (not submitted)
Grading status	Not graded
Due date	Monday, 7 February 2022, 11:59 PM
Time remaining	21 days 7 hours
Last modified	Monday, 17 January 2022, 4:55 PM
File submissions	 Social Media Fraud and Online Identity Theft.pdf 17 January 2022, 4:55 PM
Submission comments	▶ Comments (0) <div>             Edit submission             Remove submission           </div>

(Picture O)

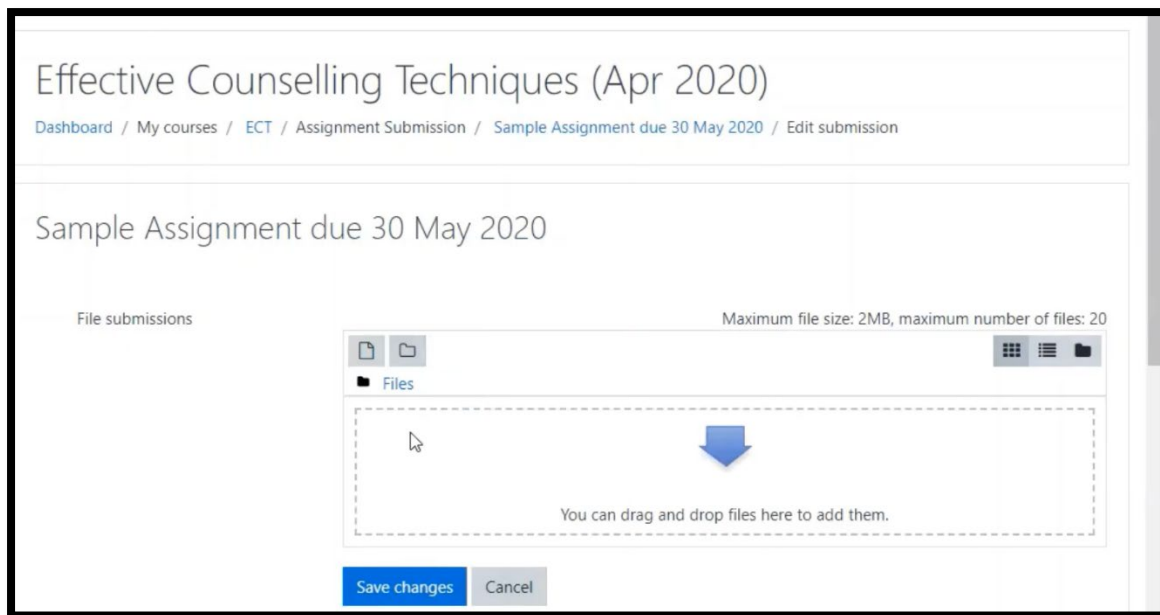
**Step 9:** Click on assignment file and click 'Delete'. Repeat the Step 4 to 6. Refer to Picture P, Q and R.



(Picture P)

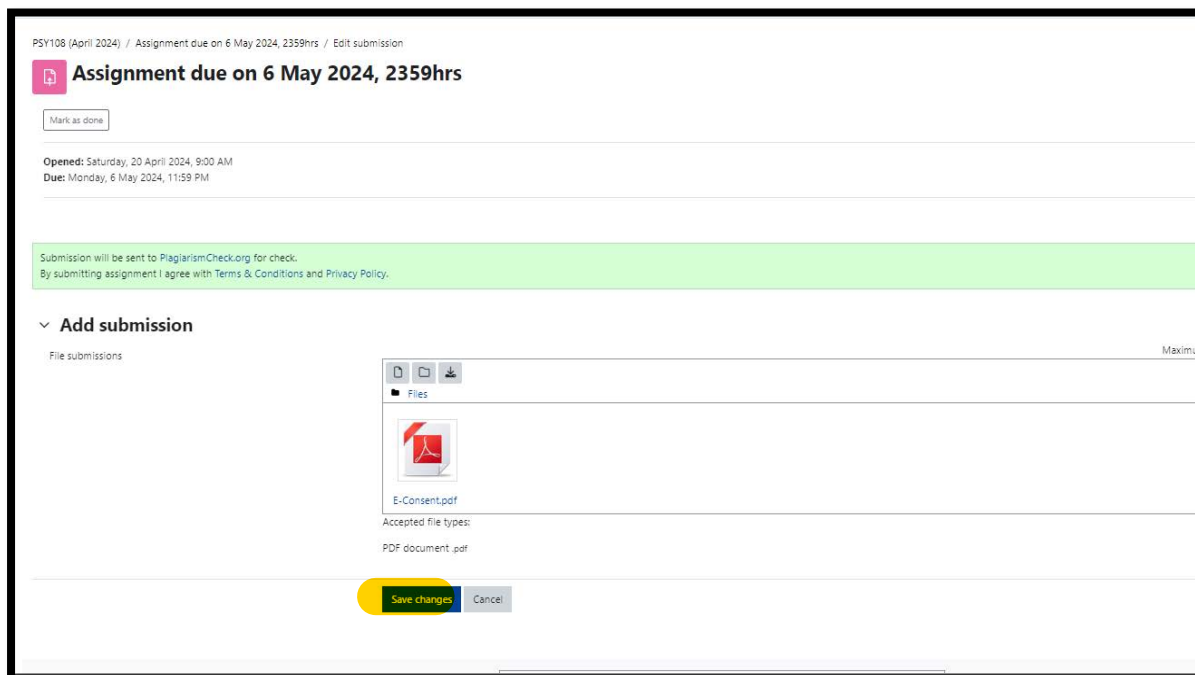


(Picture Q)



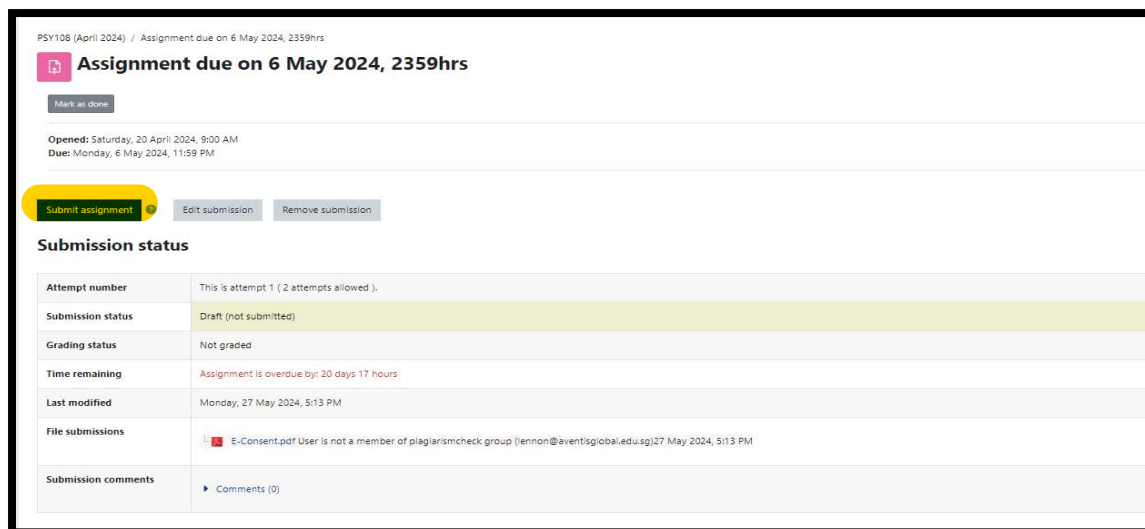
(Picture R)

**Step 10:** Click on 'Save Changes' to upload the new (correct) file. Refer to Picture S.



(Picture S)

**Step 11:** Confirm your assignment submission by clicking ‘Submit Assignment’. Refer to Picture T.



PSY108 (April 2024) / Assignment due on 6 May 2024, 2359hrs




**Assignment due on 6 May 2024, 2359hrs**

Mark as done

Opened: Saturday, 20 April 2024, 9:00 AM  
Due: Monday, 6 May 2024, 11:59 PM

Submit assignment Edit submission Remove submission

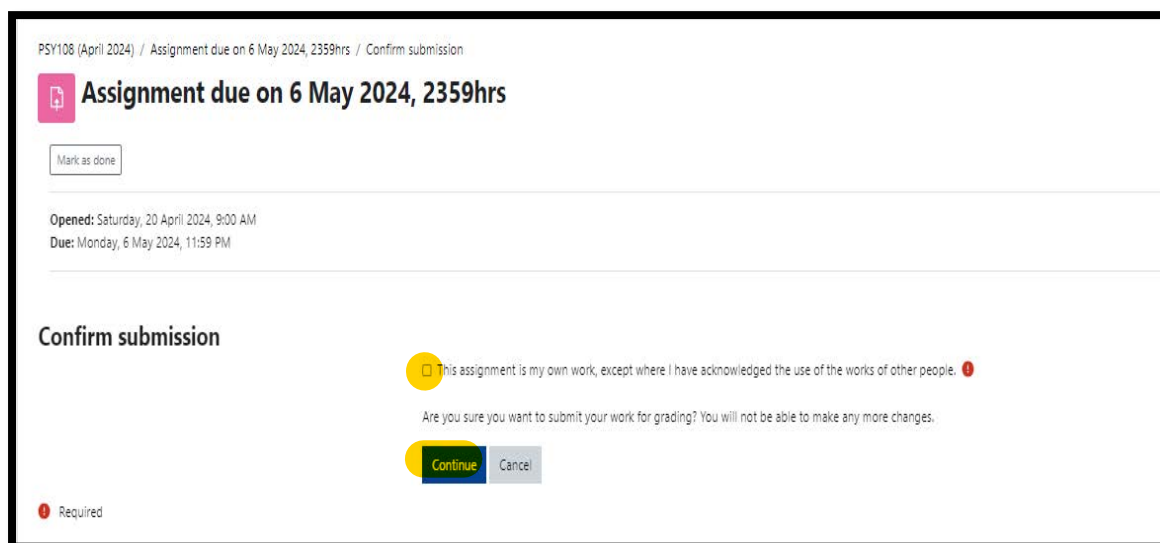
**Submission status**

Attempt number	This is attempt 1 ( 2 attempts allowed ).
Submission status	Draft (not submitted)
Grading status	Not graded
Time remaining	Assignment is overdue by: 20 days 17 hours
Last modified	Monday, 27 May 2024, 5:13 PM
File submissions	<div>   E-Consent.pdf User is not a member of plagiarismcheck group (lennon@aventisglobal.edu.sg) 27 May 2024, 5:13 PM </div>
Submission comments	<div>  Comments (0) </div>

(Picture T)

**Step 12:** Click on ‘Continue’ after checking the box. Refer to Picture U.

***\*\*For any re-upload or re-submission of assignments will need to contact the Student Services Team for assistance.***



PSY108 (April 2024) / Assignment due on 6 May 2024, 2359hrs / Confirm submission

**Assignment due on 6 May 2024, 2359hrs**

Mark as done

Opened: Saturday, 20 April 2024, 9:00 AM  
Due: Monday, 6 May 2024, 11:59 PM

**Confirm submission**

☐ This assignment is my own work, except where I have acknowledged the use of the works of other people. <sup>1</sup>

Are you sure you want to submit your work for grading? You will not be able to make any more changes.

Continue Cancel


<sup>1</sup> Required

(Picture U)

**Step 13:** The submission status will be updated to ‘Submitted for grading’ and your plagiarism score will be shown

Refer to Picture V.


PSY108 (April 2024) / Assignment due on 6 May 2024, 2359hrs


**Assignment due on 6 May 2024, 2359hrs**

[Done](#)

Opened: Saturday, 20 April 2024, 9:00 AM  
 Due: Monday, 6 May 2024, 11:59 PM

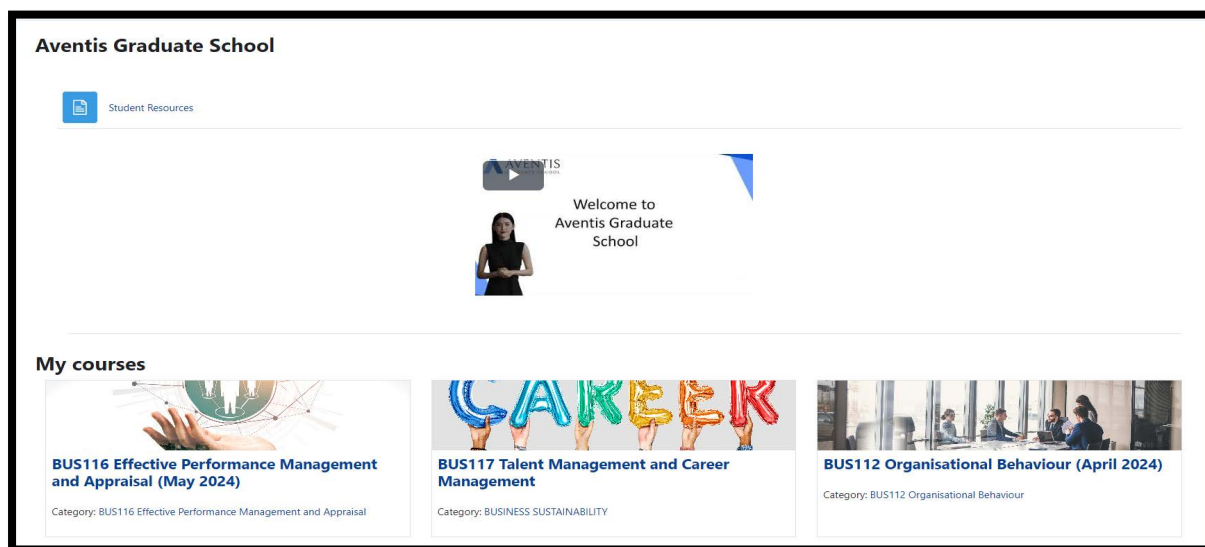
**Submission status**

Attempt number	This is attempt 1 ( 2 attempts allowed ).
Submission status	Submitted for grading
Grading status	Not graded
Time remaining	Assignment was submitted 20 days 17 hours late
Last modified	Monday, 27 May 2024, 5:20 PM
File submissions	<div>            E-Consent.pdf           <div>               ID: 21447735 Similarity: 24.97% AI: 0.00%             </div> <div>27 May 2024, 5:13 PM</div> </div>
Submission comments	<a href="#">Comments (0)</a>

(Picture V)

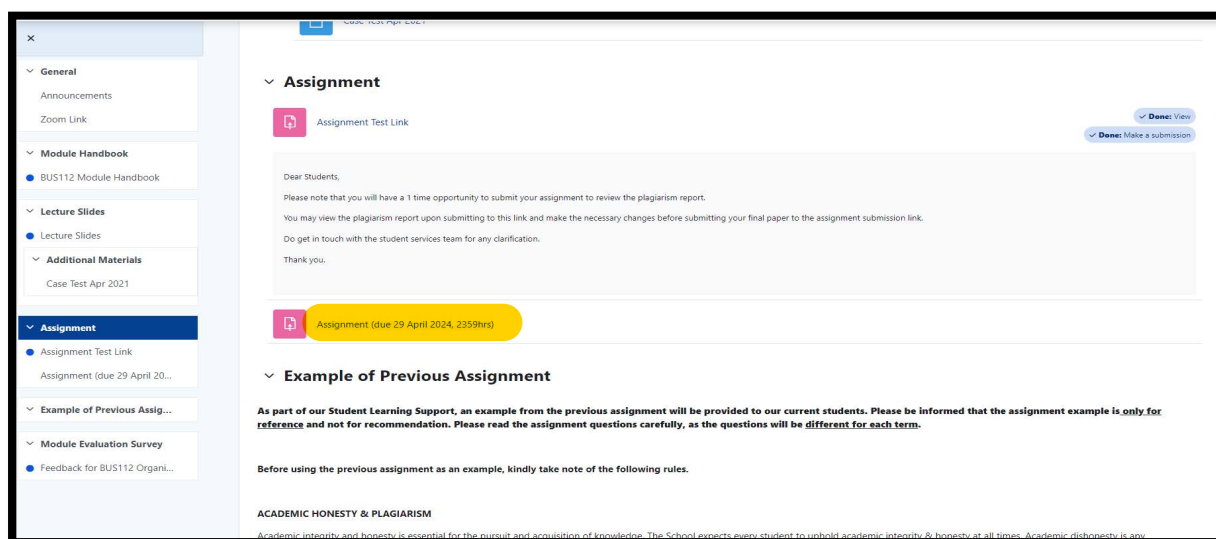
## Viewing of Assignment Grade and Lecturer's Comments

**Step 1:** On the main page, click on the respective module. Refer to Picture W.



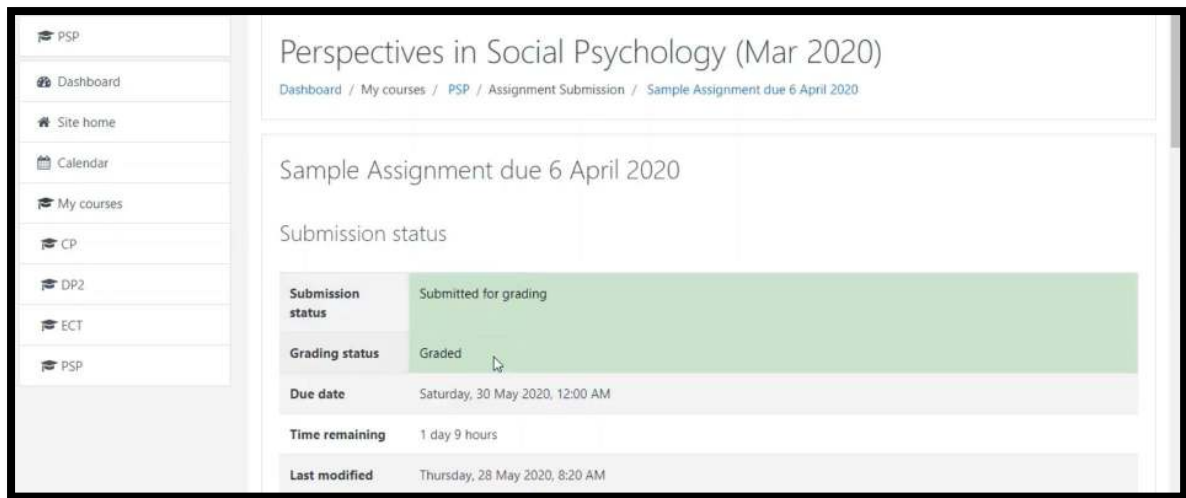
(Picture W)

**Step 2:** Click on the submitted assignment folder (highlighted text). Refer to Picture X.



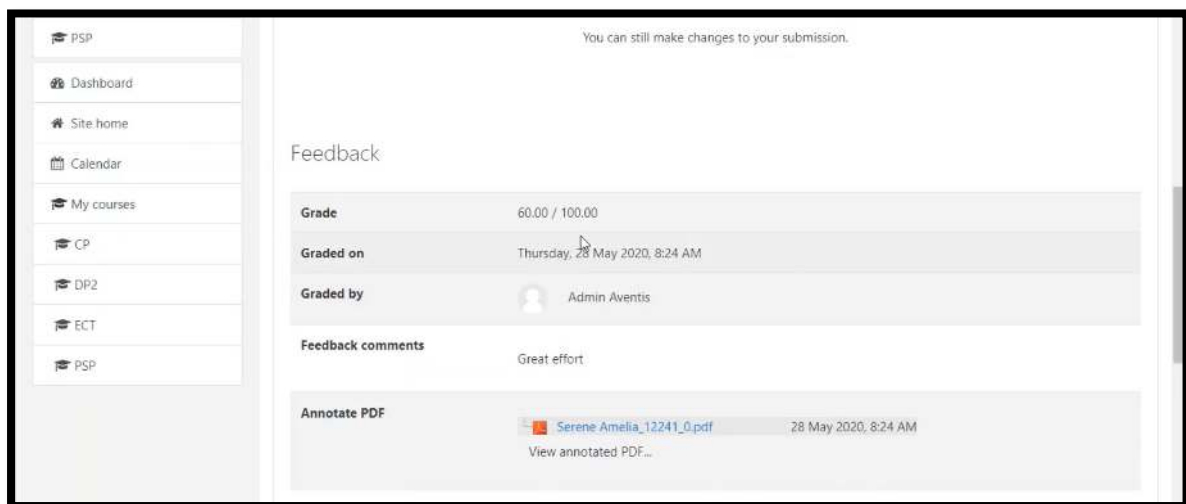
(Picture X)

**Step 3:** You will see that the grading status has been updated to 'Graded'. Refer to Picture Y.



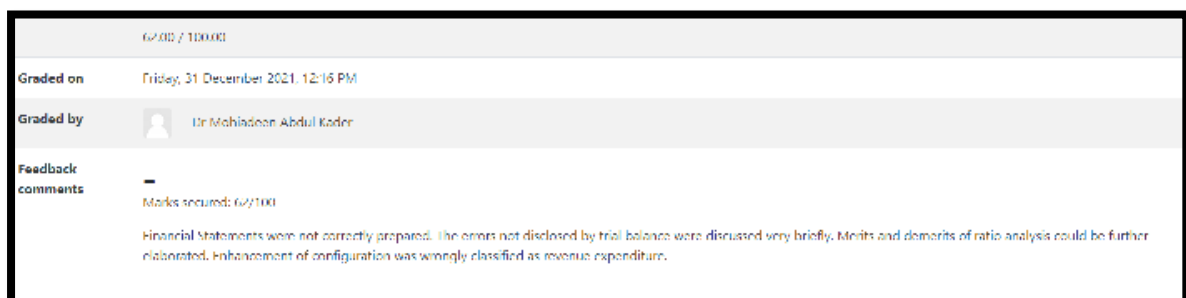
(Picture Y)

**Step 4:** On the same page, scroll down to view your assignment grade. Refer to Picture AA.



(Picture AA)

**Step 5:** To view the lecturer's comment on your assignment, scroll to the bottom to see the feedback comments. Refer to Picture AB.



(Picture AB)

### **Student Services Contact Details**

If you face any difficulties when accessing Moodle, you may contact us via email, phone call or WhatsApp (please attach screenshot if any) for assistance.



## **Our Commitment to You**

- + **Student Services**
- + Email : [studentsuccess@ags.edu.sg](mailto:studentsuccess@ags.edu.sg)
- + Telephone: 6720 0304
- + Whatsapp: 8040 7299
- + **Response Time / Working Hours**
- + Within 3 working days
- + Weekdays: 9.30am - 6.30pm
- + Saturday: 8.30am - 12.30pm